

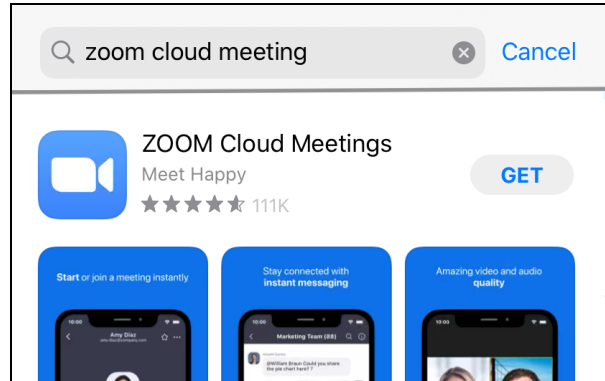
UNLV MEDICINE

Zoom - Apple Phone / iPad (Mac iOS devices) Installation Instructions

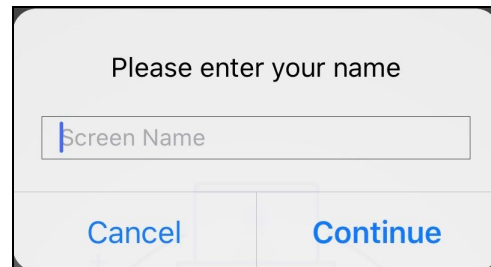
Note: Instructions may not be exact depending on the OS version but the steps will be similar

[ZOOM Cloud Meetings on the App Store](#)

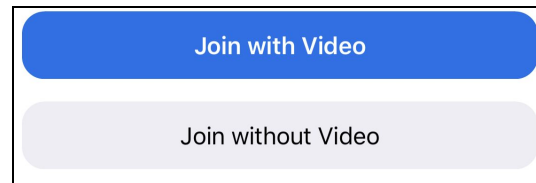
1. Go to App Store on the device and search for the app **Zoom Cloud Meetings** and choose **Get**.



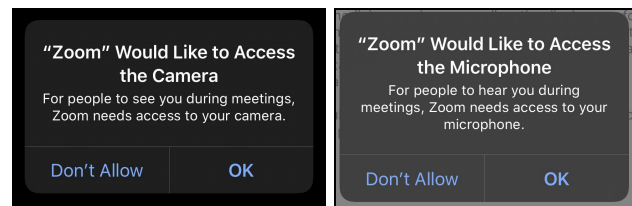
2. Follow the prompts to complete the installation.
3. Once the app is installed, click on the Zoom link that was provided to you by your provider's office. The Zoom app will launch.
4. Enter your full first and last name so your provider can identify you. Choose **Continue**.



5. Choose **Join with Video**.



6. You will be prompted for Zoom to access your camera and microphone. Select **OK** for both.



You will then be in the provider's waiting room until they are ready for the visit to begin.